



too close

too far away



blurred

ink marked/creased



looking away

unnatural skin tones



too dark

too light



washed out colour

pixelated

Photograph quality


The photographs must be:

- no more than 6-months old
- 35–40mm in width
- close up of your head and top of your shoulders so that your face takes up 70–80% of the photograph
- in sharp focus and clear
- of high quality with no ink marks or creases

The photographs must:

- show you looking directly at the camera
- show your skin tones naturally
- have appropriate brightness and contrast
- be printed on high quality paper, and at high resolution

Photographs taken with a digital camera must be high quality colour and printed on photo-quality paper.





hair across eyes

eyes closed




portrait style

eyes tilted




busy background

not centred



flash reflection on skin

redeye




shadows behind head

shadows across face

Style and lighting

The photographs must:


- be colour neutral
- show your eyes open and clearly visible—no hair across your eyes
- show you facing square on to the camera, not looking over one shoulder (portrait style) or tilted, and showing both edges of your face clearly
- be taken with a plain light-coloured background
- be taken with uniform lighting and not show shadows or flash reflections on your face and no red eye





dark tinted lenses

flash reflection on lenses




frames too heavy

frames covering eyes




wearing a hat

wearing a cap



face covered

shadows across face



shows another person

mouth open and toy too close to face

Glasses and head covers

If you wear glasses:

- the photograph must show your eyes clearly with no flash reflection off the glasses, and no tinted lenses (if possible, avoid heavy frames—wear lighter framed glasses if you have them)
- make sure that the frames do not cover any part of your eyes.

Head coverings:

- are not permitted except for religious reasons, but your facial features from bottom of chin to top of forehead and both edges of your face must be clearly shown.

Expression and frame

Your photographs must:

- show you alone (no chair backs, toys or other people visible), looking at the camera with a neutral expression and your mouth closed.

